



## Suspicious Call

We just got this 911 call. At first, we thought it was nothing, but maybe the caller was under duress and trying to tell us something.

Please take a look at the transcript and tell us where we should send the police.

*911 Operator:* You've reached 911. What is the nature of your emergency?

*Caller:* Hello. Ed Lopez, please.

*911 Operator:* This is 911. Do you have an emergency to report?

*Caller:* Ralph ordered Beck's Beer every recent year.

*911 Operator:* Sir, this number is for emergencies only.

*Caller:* And therefore?

*911 Operator:* And therefore you can be charged with a crime for misusing this line.

*Caller:* We expect smooth transactions!

*911 Operator:* You're not making sense. Are you under duress?

*Caller:* Not in November, ten hours!

*911 Operator:* If you're not going to report a crime, I will have to end this call.

*Caller:* Pardon us, buddy!

*Caller hangs up.*

---

This is the location puzzle for Puzzled Pint on January 12, 2016.

Use the answer (*just the location* identified above), without spaces, to complete this URL and get the location details for your city:

[http://www.puzzledpint.com/puzzles/january-2016/location/\\_\\_\\_\\_\\_](http://www.puzzledpint.com/puzzles/january-2016/location/_____)

It will be useful to bring **scissors** to the bar this month.



January 2016

# Answer Sheet

(Hints are always FREE!)

Start: \_\_\_\_\_ Team Name: \_\_\_\_\_

End: \_\_\_\_\_ Team Size: \_\_\_\_\_

*What* was stolen? \_\_\_\_\_

*When* did it happen? \_\_\_\_\_

*Why* did the culprit commit the crime? \_\_\_\_\_

*How* did the thief get in? \_\_\_\_\_

*Who* committed the crime? (meta) \_\_\_\_\_

**Question of the Month:** (this is *not* a puzzle!)  
After the event, do you check the standings on [www.puzzledpint.com](http://www.puzzledpint.com)?

Yes  No  What standings?

*Stuck on a puzzle? Not having fun?  
Tell Game Control and we'll  
do our best to make it right!*

**Please return this Answer Sheet  
before you leave the bar.**



January 2016

# Answer Sheet

(Hints are always FREE!)

Start: \_\_\_\_\_ Team Name: \_\_\_\_\_

End: \_\_\_\_\_ Team Size: \_\_\_\_\_

*What* was stolen? \_\_\_\_\_

*When* did it happen? \_\_\_\_\_

*Why* did the culprit commit the crime? \_\_\_\_\_

*How* did the thief get in? \_\_\_\_\_

*Who* committed the crime? (meta) \_\_\_\_\_

**Question of the Month:** (this is *not* a puzzle!)  
After the event, do you check the standings on [www.puzzledpint.com](http://www.puzzledpint.com)?

Yes  No  What standings?

*Stuck on a puzzle? Not having fun?  
Tell Game Control and we'll  
do our best to make it right!*

**Please return this Answer Sheet  
before you leave the bar.**



# Welcome to Puzzled Pint

Thanks for coming to the bar tonight to help investigate the robbery. You obviously figured out **where** the robbery occurred, and as you solve the puzzles here (*Connecting the Dots, Looking at Evidence, Putting the Pieces Together, and Searching for Clues*), you'll discover **what** was stolen, **when** it happened, **why** the culprit committed the crime, and **how** the thief got in. Once you have those answers, you'll be able to assess the statements below to determine **who** is responsible.

## Wrapping Up the Case (meta)

Now that you've found the answers to what, when, where, why, and how, you've just got a bit more work to figure out **who** committed the crime. The statements below refer to the answers you found this evening for **what**, **when**, **why**, and **how**. Mark the ones that are true, and you'll be able to zero in on a description of the culprit, whose name you should enter on your answer sheet.


**What** \_\_\_\_\_      **When** \_\_\_\_\_      **Why** \_\_\_\_\_      **How** \_\_\_\_\_

- |   |  |
|---|--|
| <ul style="list-style-type: none"> <li><input type="checkbox"/> A different letter appears at the beginning of each answer.</li> <li><input type="checkbox"/> A different letter appears at the end of each answer.</li> <li><input type="checkbox"/> <b>N</b> appears more times than any other letter.</li> <li><input type="checkbox"/> At least one answer has a repeated letter.</li> <li><input type="checkbox"/> At least one answer starts and ends with the same letter.</li> <li><input type="checkbox"/> At least one answer starts with a vowel.</li> <li><input type="checkbox"/> At least one answer ends with a vowel.</li> <li><input type="checkbox"/> <b>E</b> appears more times than any other vowel.</li> <li><input type="checkbox"/> There are exactly two vowels in each answer.</li> <li><input type="checkbox"/> The second letter of each answer is a vowel.</li> <li><input type="checkbox"/> All answers have an even number of letters.</li> <li><input type="checkbox"/> <b>How</b> has the longest answer.</li> <li><input type="checkbox"/> There is at least one answer with 9 letters.</li> <li><input type="checkbox"/> All answers have at least 5 letters.</li> <li><input type="checkbox"/> Two answers are the same length.</li> <li><input type="checkbox"/> One answer was decoded using octal.</li> <li><input type="checkbox"/> One answer was decoded using hexadecimal.</li> <li><input type="checkbox"/> One answer was decoded using Morse code.</li> <li><input type="checkbox"/> One answer was decoded using Braille.</li> <li><input type="checkbox"/> One answer was decoded using semaphore.</li> </ul> | <ul style="list-style-type: none"> <li><input type="checkbox"/> At least one answer contains an <b>A</b>.</li> <li><input type="checkbox"/> At least one answer contains an <b>E</b>.</li> <li><input type="checkbox"/> At least one answer contains an <b>I</b>.</li> <li><input type="checkbox"/> At least one answer contains an <b>O</b>.</li> <li><input type="checkbox"/> At least one answer contains a <b>U</b>.</li> <li><input type="checkbox"/> Alphabetically, the answer for <b>what</b> comes before the answer for <b>how</b>.</li> <li><input type="checkbox"/> Alphabetically, the answer for <b>what</b> comes before the answer for <b>why</b>.</li> <li><input type="checkbox"/> Alphabetically, the answer for <b>what</b> comes before the answer for <b>when</b>.</li> <li><input type="checkbox"/> Alphabetically, the answer for <b>how</b> comes before the answer for <b>why</b>.</li> <li><input type="checkbox"/> Alphabetically, the answer for <b>how</b> comes before the answer for <b>when</b>.</li> <li><input type="checkbox"/> At least one answer contains the name of a planet.</li> <li><input type="checkbox"/> At least one answer contains the name of a color.</li> <li><input type="checkbox"/> At least one answer contains the name of an element.</li> <li><input type="checkbox"/> At least one answer contains the 3-letter abbreviation for a day of the week.</li> <li><input type="checkbox"/> At least one answer contains the 3-letter abbreviation for a month.</li> </ul> |
|---|--|

# Connecting the Dots

You might find a clue by mapping the paths of the waiters and seeing if that reveals information to help you solve the crime. Draw lines connecting the round tables shown below, according to the following rules:

- Each line connects a table to the closest table in one of the (up to eight) directions indicated.
- The number on each table specifies how many lines will connect to it.
- Lines may not cross.



# Looking at Evidence

(page 1 of 2)

The bar has a corkboard where families of all sizes can post pictures of their pets. During the theft, the culprit knocked all the photos off the board. The captions listing the family members are still in their places on the board, but the bartender needs help identifying which pet belongs in each family. Some of those pets are rather unusual – ranging from ferret to goose to iguana to rooster – but they've been given names to help them fit in as part of their families.

After you've helped get the pets matched up with their owners, you can look for what the culprit might have wanted to hide. The bartender tells you that all the members of each family identified a useful characteristic in the species of animal they chose. Maybe those characteristics will prove to be useful for your investigation as well!

The captions are shown below, in the order in which they appear on the photo board. The photos are on page 2.

Colleen, Cindy, and  
Casey's pet, NAN

Darrell, Donna, Dean,  
and Derek's pet, STU

Fred, Felicia, Fran, Flo,  
Felix, and Fawn's pet, IAN

Amy's pet,  
SIMON

Diane, Daisy, Debbie,  
and Dennis's pet, VERN

Daphne, Duane, Danny,  
and Dustin's pet, MILO

Blake and Beth's  
pet, STAN

Carla, Cheryl, and  
Cecil's pet, BESS

Carol, Charlie, and  
Chad's pet, CAL

Allen's pet,  
ARTIE

Bonnie and  
Bill's pet, EVE

Beverly and  
Brian's pet, JEN

Belinda and  
Ben's pet, TAI

Emily, Edna, Elsie, Edith,  
and Emma's pet, TINO

Bob and Bruce's  
pet, MARTY

Gary, George, Gus, Greg, Gene,  
Gordon, and Glen's pet, RAY

Candace, Cliff, and  
Connie's pet, MEL

Brad and Blair's  
pet, DOT

Dave, Darlene, Doug,  
and Dina's pet, WARD


Eileen, Erica, Evan, Eliza,  
and Eleanor's pet, RICK

Betty and Barry's  
pet, ROD

Ann's pet,  
RON

*Looking at  
Evidence  
(page 2 of 2)*


(Tip: just write each photo's info by the appropriate caption; you don't need to cut out all the pictures.)



The BURGESS family's pet




The MCCONNELL family's pet




The DUNCAN family's pet




The JOHNSEN family's pet




The ARNOLD family's pet




The STOUT family's pet




The TRAVIS family's pet




The CASTANEDA family's pet




The MCDONALD family's pet



The MCCARTHY family's pet




The MURILLO family's pet




The SIMPSON family's pet




The WILLIAMSON family's pet



The DOUGHERTY family's pet




The MARTINEZ family's pet




The WOODARD family's pet



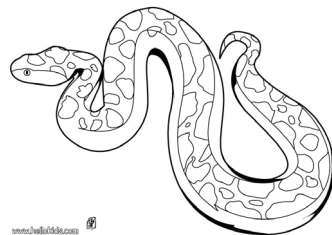
The BRADLEY family's pet



The IVERSEN family's pet




The LEVINE family's pet



The ATKINSON family's pet



The HARRINGTON family's pet



The MCCORMICK family's pet


# Putting the Pieces Together

(page 1 of 2)

Sometimes, you can find answers when you see how the pieces come together.

Cut apart the seven tangram pieces in the square below and use them to create the four images shown on this page. Place each constructed image on the second page of this puzzle, using one of the given parallelogram locations to guide placement, then trace around each piece to record its location on the page. Carefully outline each individual piece in every image.

- All seven tangram pieces must be used to form each image.
- Pieces may not overlap.
- You may rotate and flip tangram pieces when building the images.
- The images below are shown to scale, but are not actual size.
- There is only one way to properly assemble each image. Pay attention to proportions and details (e.g. the man's collar and the house overhanging the cliff).
- All images should be placed with the same rotation as in the sample silhouette. Images will not overlap.



# Putting the Pieces Together

(page 2 of 2)

N E T H X S G R A G L U E  
B L O Y N E C P O V I N G  
W R N E J I T R S L A W  
A I C H L M Y F O M P  
Z U R G D P T W I L D  
O P A L F E X E F G O V  
Q I U I L T E N S L I P R Y  
K E T I B N X Y M A S H  
L A V E T H O S P B O L  
I T D Y N D W H O M T E  
H E M S B L X A R P S  
R Y R H G L M K A D Z R  
T A N U L O T R W H  
Q F I U B G I N S H C O V  
J U F T I S A Y A M  
C H S I R E N D L P S H  
I T I V O S B A O X I M  
S P W E D A H R Z U F O  
A L P I L S B E G I N  
B O S E C H K U D I F O  
Y N I S A B T G R O O T H  
L C F R Y J K I W  
N O T H P M G R Y A  
S N C R L I S B  
O M R W A U L D A N M  
G O Z B T H A R I N  
S R I P O U P L T



